

**GUJARAT GRASSROOTS INNOVATION
AUGMENTATION NETWORK (GIAN)**

**TRUST REG. NO. F/5830/AHMEDABAD
12AA REG. NO. F/5830/AHMEDABAD DT. 01-03-1997**

INDIAN ACCOUNT

**AUDITED ACCOUNTS
FOR THE FINANCIAL YEAR ENDED ON 31-03-2018**

**Bungalow No. 1, Satellite Complex, Near Mansi Cross Roads,
Satellite, Ahmedabad - 380015**

Email: gian@gian.org

Phone : 079-26769686

THE BOMBAY PUBLIC TRUST ACT, 1950
SCHEDULE VIII (Vide Rule 17 (1))
GUJARAT GRASSROOTS INNOVATIONS AUGMENTATION NETWORK (GIAN)

Name of Public Trust : **GUJARAT GRASSROOTS INNOVATIONS AUGMENTATION NETWORK (GIAN)**
Trust No.: **F/5830/Ahmedabad**
Date of Registration: **01-03-1997**
Address of the Trust's Office: **Bunglow No.1, Satellite Complex, Nr. Satellite Tower, Premchand Nagar Road, Satellite, Ahmedabad-380 015**
Phone No.: **079-26760398 / 26769686**
Bank Account No. of the Trust for Transaction of Foreign Contribution : **Axis Bank Ltd. A/c No. 032010200002608**
F.C.R.A. No. : **041910244**
Date : **11-01-2001**
Balance Sheet as on **31-03-2018 (INDIAN ACCOUNT)**


FUNDS AND LIABILITIES		PROPERTY AND ASSETS		SCH	Amount Rs.	Amount Rs.	Amount Rs.
Corpus Fund			Fixed Assets	3		37,37,209	
Earmarked & Projects Funds			Immovable Properties		70,01,200	44,87,644	
Liabilities			Other Assets		2,98,00,233	82,24,853	
For Expenses	1	Amount Rs.	Less:				
For Rent and other deposits	2	2,25,347	Depreciation Reserve		3,13,347	58,33,922	23,90,931
		88,000	Capital Work in Process Investments (At Cost)	4			5,02,002
Income and Expenditure Account			Deposits				3,30,54,000
Balance as per last Balance Sheet		20,83,914	Telephone Deposit				
Add : Excess of Expenditure over income as per income and Expenditure Account for the year		16,93,200	Gas Cylinder Deposit				
			Electricity Deposit				
			Advances	5			11,69,329
			Other Current Assets				
TOTAL		3,75,05,494	Cash and Bank Balances	6			3,56,712
			TOTAL				3,75,05,494

* Income Outstanding (If accounts are kept on cash basis)
Rent
Interest
Other Income
Total Rs.

As per our report of even date For S. J. Pathak & Co. Chartered Accountants FRN : 107790W



(Signature)
T. R. Dhami
Partner
(Memb. No. 146270)



(Signature)
TRUST

Notes on Accounts - Schedule A

Place : Ahmedabad
Date : 27.08.2018

GUJARAT GRASSROOTS INNOVATIONS AUGMENTATION NETWORK(GIAN)

Earmarked & Project Funds

Schedule 1
Amount (Rs.)

Particulars	Balance as on 01/04/2017	Receipts during the year		TOTAL	Capital Expenditure incurred to Project fund	Expenditure / Adjustment During the year	TOTAL	Balance as on 31/03/2018
		Grant	Interest					
Grants for Capital Expenditure								
Capital Expenditure Grant (Received from GoG)	2,55,66,376	-	17,11,322	2,72,77,698		-	-	2,72,77,698
Grants for Capital Expenditure (fully utilised)								
Patent Assistance Cell	5,46,403	-	-	5,46,403	5,46,403	-	5,46,403	-
GEF Project	65,791	-	-	65,791	65,791	-	65,791	-
GMDC Project Support Grant	4,62,377	-	-	4,62,377	4,62,377	-	4,62,377	-
Total...	2,66,40,947	-	17,11,322	2,83,52,269	10,74,571	-	10,74,571	2,72,77,698
Ongoing project Fund								
International Labour Organisation	-	-	-	-	-	-	-	-
National Innovation Foundation	24,59,549	11,70,000	-	36,29,549	-	21,81,585	21,81,585	14,47,964
Total...	24,59,549	11,70,000	-	36,29,549	-	21,81,585	21,81,585	14,47,964
TOTAL	2,91,00,496	11,70,000	17,11,322	3,19,81,818	10,74,571	21,81,585	32,56,156	2,87,25,662

	Amount (Rs.)
Earmarked & Projects Funds	
Grants for Capital Expenditure	27277698
Capital Expenditure Grant (Received from GoG)	27277698
Grants for Capital Expenditure (fully utilised)	
Patent Assistance Cell	5,46,403
GEF Project	65,791
GMDC Project Support Grant	4,62,377
	1074571
TOTAL	28352269
National Innovation Foundation	14,47,964
GRAND TOTAL	29800233



**GUJARAT GRASSROOTS INNOVATIONS AUGMENTATION NETWORK (GIAN)
SCHEDULE - 1**

F.Y. 2017-2018

Details of Project Fund		Opening Balance	Addition	Total	Adjusted Transferred During Year	Revenue Exps.	Capital Exps.	Total	Balance
Particulars	Rs.	Rs.	Rs.	Rs.	Rs.	Rs.	Rs.	Rs.	Rs.
Capacity Building of Bhil, Dhanuka & Nayak Community	2,00,000	1,50,000	3,50,000	0	2,22,834	0	2,22,834	1,27,166	
Cotton Ball Picker	4,37,000	3,50,000	7,87,000	0	2,60,331	0	2,60,331	5,26,669	
Difusion Of Biba Selling Machine	1,50,000	0	1,50,000	0	0	0	0	1,50,000	
Difusion Of Cotton Wick Making Machine Rural	2,61,600	0	2,61,600	0	0	0	0	2,61,600	
Cotton Wick Making Machine - GIAN	-1,86,875	0	-1,86,875	0	0	0	0	-1,86,875	
Difusion of Low Cost Practices Technology	44,696	0	44,696	0	54,050	0	54,050	-9,354	
Difusion of Vetrymity Medication to cure mastitis	1,50,000	0	1,50,000	0	17,817	0	17,817	1,32,183	
Modified Two Wheeler By Jignesh Shah	2,50,000	0	2,50,000	0	82,132	0	82,132	1,67,868	
Field trial & Demo. Of manually operated Weed	1,71,150	0	1,71,150	0	80,965	0	80,965	90,185	
Efficient & Culturally Acceptable Crematorium	2,00,000	2,00,000	4,00,000	0	4,73,651	0	4,73,651	-73,651	



Particulars	Opening Balance Rs.	Addition Rs.	Total Rs.	Adjusted/ Transferred During Year	Revenue Exps. Rs.	Capital Exps. Rs.	Total Rs.	Balance Rs.
Mobile Groundnut Thresher by Nilesbhai	3,00,000	2,00,000	5,00,000	0	7,68,641	0	7,68,641	-2,68,641
Grassroot Innovation for inclusive growth child	0	2,70,000	2,70,000	0	1,19,969	0	1,19,969	1,50,031
Cotton Wick Making Machine by Jayant Shah	0	0	0	0	49,287	0	49,287	-49,287
Solar Dryer for drying Cow Dung Logs	0	0	0	0	49,472	0	49,472	-49,472
NIF - Windmill 2013-14	5,32,627	0	5,32,627	0	2,436	0	2,436	5,30,191
<u>NIF Supported Projects :</u>								
Prototype development oif Windmill - Bharatbh	-64,050	0	-64,050	0	0	0	0	-64,050
NIF - Kaju Cutter Machine	13,401	0	13,401	0	0	0	0	13,401
Total	24,59,549	11,70,000	36,29,549	0	21,81,585	0	21,81,585	14,47,964



GUJARAT GRASSROOTS INNOVATIONS AUGMENTATION NETWORK(GIAN)

Fixed Assets

Particulars	Rate	GROSS BLOCK			DEPRECIATION			NET BLOCK		
		Balance as on 01.04.2017	Additions during the year	written off during the year	Gross Block as on 31.03.2018	Depreciation up to 01.04.2017	Depreciation for the year 2017-2018	Total depreciation upto 31.03.2018	As on 31.03.2018	As on 01.04.2017
Assets from CAPEX										
Furniture & Fixtures	10%	1,05,095	5,94,650	-	6,99,745	83,769	44,510	1,28,279	5,71,466	21,326
Computers and softwares	40%	7,54,259	-	-	7,54,259	7,54,075	74	7,54,149	110	184
Vehicles	15%	48,890	-	-	48,890	47,192	256	47,448	1,442	1,698
Land and Building	10%	37,37,209	-	-	37,37,209	30,34,749	70,246	31,04,995	6,32,214	7,02,460
Electric Fittings	10%	47,845	-	-	47,845	40,737	711	41,448	6,397	7,108
Office Equipments	10%	5,30,531	-	-	5,30,531	4,41,926	8,861	4,50,787	79,745	88,605
Mobile Exhibition Equipment	10%	27,087	-	-	27,087	15,428	-	15,428	11,659	11,659
GRIDS -N.I.D. (Advance)		8,00,000	-	-	8,00,000	-	-	-	8,00,000	8,00,000
		60,50,916	5,94,650	-	66,45,566	44,17,876	1,24,657	45,42,533	21,03,033	16,33,040
Assets from PAC										
Book Shelves & Almira	10%	19,064	-	-	19,064	14,851	421	15,272	3,792	4,213
Heavyduty Server & 3 Mo	40%	2,45,230	-	-	2,45,230	2,45,230	-	2,45,230	-	-
Furniture & Electric Fittin	10%	1,12,231	-	-	1,12,231	94,880	1,735	96,615	15,616	17,351
Telephone Instruments	10%	25,038	-	-	25,038	21,094	394	21,488	3,550	3,944
Copier Machine	10%	95,000	-	-	95,000	78,065	1,694	79,759	15,242	16,935
Modem	10%	2,150	-	-	2,150	1,767	38	1,805	345	383
Printer	40%	47,690	-	-	47,690	47,690	-	47,690	-	-
		5,46,403	-	-	5,46,403	5,03,577	4,283	5,07,860	38,543	42,826
Assets from GMDC-GEF										
Furniture & Fixtures	10%	86,847	-	-	86,847	74,779	1,207	75,986	10,861	12,068
Office Equipments	10%	1,30,735	-	-	1,30,735	1,25,955	479	1,26,434	4,302	4,780
Vehicles (2 Wheelers)	15%	43,215	-	-	43,215	42,370	128	42,498	717	845
Computer & Softwares	40%	2,67,371	-	-	2,67,371	2,67,371	-	2,67,371	-	-
		5,28,168	-	-	5,28,168	5,10,475	1,813	5,12,288	15,880	17,693
General Assets										
Computer & Laptops	40%	2,67,557	1,55,300	-	4,22,857	1,27,825	1,18,013	2,45,838	1,77,019	1,39,732
Furniture & Fixtures	10%	43,760	-	-	43,760	3,348	4,041	7,389	36,371	40,412
Mobile Instrument	15%	13,499	-	-	13,499	2,025	1,721	3,746	9,753	11,474
Printer	40%	24,600	-	-	24,600	7,380	6,888	14,268	10,332	17,220
		3,49,416	1,55,300	-	5,04,716	1,40,578	1,30,663	2,71,241	2,33,475	2,08,838
Total		74,74,903	7,49,950	-	82,24,853	55,72,506	2,61,416	58,33,922	23,90,931	19,02,397



GUJARAT GRASSROOTS INNOVATIONS AUGMENTATION NETWORK (GIAN)

F.Y. 2017-18

Current Liabilities for Expenses

Schedule 2

Particulars	Rs.
Unpaid Electricity Expenses	2,036
Unpaid Professional Tax	19,309
Unpaid TDS	- 6,355
Unpaid Audit Fees	60,000
Arvindbhai Patel - Innovator	80,000
Arjunbhai Paghdar	19,427
Jayant C Shah	880
Nileshbhai Dobaria	29,975
Rohit Chauhan	4,939
Alzubair	5,000
Anamika Dey	10,136
TOTAL	2,25,347

Investments

Schedule 4

Particulars	Rs.
<u>Fixed Deposits with Banks</u>	
1) Axis Bank FD NO. 915040048599549 (Capex)	4,00,000
2) Axis bank FD NO. 916040060498537 (Capex)	8,02,620
3) Axis Bank FDs	
-No. 032010400492713	861564
-No. 913040044861350	858973
-No. 914040041404636	<u>744524</u>
	2465061
Less: Utilised for operating expense	<u>2465061</u>
4) UBI FD No. 160684 (Transferred from General FD)	24,65,061
5) Axis Bank FD No. 474093	16,27,800
6) Axis Bank FD No. 534098	15,00,000
7) Axis Bank FD No. 468438	15,00,000
8) Axis Bank FD No. 813318	23,72,200
9) General Fund FD IN Corpus FD 4	2,08,800
10) UBI FD No. 160682 (Capex)	1,14,25,593
11) UBI FD No. 160683 (Capex)	71,17,778
12) UBI FD No. 160684	3176381
Less : Transferred for CapEx	<u>2465061</u>
13) UBI FD No. 160685	29,22,828
TOTAL	3,30,54,000



GUJARAT GRASSROOTS INNOVATIONS AUGMENTATION NETWORK (GIAN)

F.Y. 2017-18

Advances / Receivables to Others

Schedule 5

Particulars	Rs.
<u>Advances / Receivables to Others</u>	
Jignesh Shah - Innovator	1,00,000
Fineware Forex P. Ltd.	4,675
Natubhai Vadher	91714
Accrued Interest	75,546
TDS Receivable A.Y. 2011-12	1,49,269
TDS Receivable A.Y. 2012-13	19,424
TDS Receivable A.Y. 2013-14	22,766
TDS Receivable A.Y. 2014-15	2,52,474
TDS Receivable A.Y. 2017-18	2,45,926
TDS Receivable A.Y. 2018-19	2,07,535
TOTAL	11,69,329

Cash & Bank Balances

Schedule 6

Particulars	Rs.
Pettycash	16,009
Axis Bank Ltd. (A/c No. 3689) including FFD Linked with A/c 3689	
FFD Balance as per Note: 1	652049
Axis Bank SB Account No. 003689	<u>-357596.89</u>
State Bank of India (A/c No. 10307643779)	26,863
State Bank of Bikaner & Jaipur (A/c No. 51016902809)	19,388
TOTAL	3,56,712

Note : 1

Rs.

<u>FFD Linked with A/c 3689</u>	
AXIS BANK FD No. 55298 Linked with 3689	5,52,034
AXIS BANK FD No. 94628 Linked with 3689	1,00,015
TOTAL	6,52,049



GUJARAT GRASSROOTS INNOVATIONS AUGMENTATION NETWORK (GIAN)

F.Y. 2017-18

Schedule 7

Repair & Maintenance Charges	Amount Rs.
Repair & Maintenance - Electricals	2,22,980
Repair & Maintenance - Vehicle	1,450
Repairs & Maintenance- Office Building	3,94,829
Repairs & Maintenance- Office Equipments	47,473
Society Maintenance Charges	2,975
TOTAL	6,69,707

Schedule 8

Legal & Professional Charges	Amount Rs.
Audit Fees	72,550
Professional Expenses	69,700
TOTAL	1,42,250



GUJARAT GRASSROOTS INNOVATIONS AUGMENTATION NETWORK (GIAN)


F.Y. 2017-18

Schedule 10

A HEAD WISE EXPENSES

Particulars	Amount Rs.
1 Administrative Expenses - GIAN	
Salary Exps-Admin	2,42,253
Stationery & Printing Exp-Admin	7,891
Telephone Exps. Admin	6,490
Travelling Exps. Admin	23,917
TOTAL	2,80,551
2 Project Development Expense	
Salary Exps	2,64,866
Stationery & Printing Exp	7,891
Telephone Exps.	6,490
Travelling Exps.	20,692
TOTAL	2,99,939
3 Research & Monitoring Exp	
Salary	79,460
Stationery & Printing Exp	2,367
Telephone Exp.	1,947
Traveling & Conveyance Exps	6,207
TOTAL	89,981
4 Technology Dissemination	
Salary	79,460
Stationery & Printing Exp	2,367
Telephone Exp.	1,947
Traveling & Conveyance Exps	6,207
TOTAL	89,981
5 Technology Documentation	
Salary	1,32,433
Stationery & Printing Exp	3,945
Telephone Exp.	3,245
Traveling & Conveyance Exps	10,346
TOTAL	1,49,969
6 Workshop, Seminar & Exhibitions Exps.	
Food & Refreshment exp.	12,562
Workshop/ Seminar/ Exhibition Expenses	71,742
TOTAL	84,304
7 IPR Protection	
Salary	79,460
Stationery & Printing Exp	2,367
Telephone Exp.	1,947
Traveling & Conveyance Exps	6,207
TOTAL	89,981

TOTAL A	10,84,706
----------------	------------------



GUJARAT GRASSROOTS INNOVATIONS AUGMENTATION NETWORK (GIAN)

F.Y. 2017-18

B GIAN - IN HOUSE PROJECT EXPENSES

Schedule 10

(a) Community Fablab	Amount Rs.
Fablab Prjoect exp.	25,715
Material	2,165
Salary	52,973
Stationery & Printing Exp	3,715
Telephone Exp.	1,298
Traveling & Conveyance Exps	15,655
Food & Refreshment exp.	8,573
TOTAL	1,10,094


(b) Community Foodlab	Amount Rs.
Database work	4,175
Food & Refreshment exp.	1,685
Salary	52,973
Stationery & Printing Exp	7,749
Telephone Exp.	1,298
Traveling & Conveyance Exps	4,687
TOTAL	72,567

© Community Innovation lab Thaltej	Amount Rs.
Material Cost	7,635
Stationery & Printing Exp	2,870
Food & Refreshment exp.	3,558
Traveling & Conveyance Exps	4,763
TOTAL	18,826

(d) Summer School 2017	Amount Rs.
Material Cost	18,381
Food & Refreshment exp.	3,490
Traveling & Conveyance Exps	7,882
TOTAL	29,753

(e) Cotton Ball picker for Rain fed	Amount Rs.
Stationery & Printing Exp	3,945
Telephone Exp.	3,245
TOTAL	7,190

(f) Cotton Wick Making Machine Project	Amount Rs.
Salary	79,460
Stationery & Printing Exp	2,367
Telephone Exp.	1,947
TOTAL	83,774



GUJARAT GRASSROOTS INNOVATIONS AUGMENTATION NETWORK (GIAN)

F.Y. 2017-18

B GIAN - IN HOUSE PROJECT EXPENSES...Cont...

Schedule 10

(g) Cow Dung Logs Making Machine Project	Amount Rs.
Salary	1,32,433
Stationery & Printing Exp	3,945
Telephone Exp.	3,245
Traveling & Conveyance Exps	10,346
TOTAL	1,49,969


(h) Cow Dung Pot Project	Amount Rs.
Telephone Exp.	3,245
Salary	1,32,433
Stationery & Printing Exp	3,945
Traveling	26,096
TOTAL	1,65,719

(i) Folding Cart for Street Vendors	Amount Rs.
Telephone Exp.	649
Salary	26,487
Stationery & Printing Exp	789
Traveling & Conveyance Exps	2,069
TOTAL	29,994

(j) Modified Writing Pad	Amount Rs.
Material	36,240
Telephone Exp.	4,543
Salary	1,85,406
Stationery & Printing Exp	5,969
Traveling & Conveyance Exps	14,484
TOTAL	2,46,642

(k) Paddy Variety (DRK) & HMT	Amount Rs.
Telephone Exp.	1,947
Salary	79,460
Stationery & Printing Exp	2,367
Traveling & Conveyance Exps	6,207
TOTAL	89,981

(l) Seed Cum Fertilizer Dibbler	Amount Rs.
Telephone Exp.	3,245
Salary	79,460
Stationery & Printing Exp	2,367
Traveling & Conveyance Exps	6,207
TOTAL	91,279



GUJARAT GRASSROOTS INNOVATIONS AUGMENTATION NETWORK (GIAN)

F.Y. 2017-18

B GIAN - IN HOUSE PROJECT EXPENSES...Cont...

Schedule 10

(m) Trial & Demonstration	Amount Rs.
Salary	1,32,433
Stationery & Printing Exp	3,945
Telephone	3,245
Traveling & Conveyance Exps	10,346
TOTAL	1,49,969
TOTAL B	12,45,757
Total A+B	23,30,463

Schedule 11

Other Exps.	Amount Rs.
Advertisement Exp.	1,638
Books & Periodicals	2,200
Bank Charges	87
Material Cost	15,283
Office Exp.	1,17,452
Conveyance Exp.	1,565
Board Meeting Expenses	63,717
Boarding & lodging xp.	11,852
Electricity Expenses	18,982
Food Allowances	28,512
Insurance Expenses	8,763
Interest on TDS Payable	2,440
Labour Work	3,445
Meeting & Conference Exp.	22,816
Misc. Exp.	10,965
Mobile Instruments	12,769
Petrol Exp.	9,102
Research & Development	12,495
Tea & Refreshment	22,068
Transportation Charges	4,650
Staff Welfare Expenses	1,379
Website Designing Exp.	23,600
TOTAL	3,95,780



GUJARAT GRASSROOTS INNOVATIONS AUGMENTATION NETWORK (GIAN)

F.Y. 2017-18

Project Expenses

Schedule 9

Capacity Building of Bhil, Dhanuka & Nayak Community	Amount Rs.
Research, Value addition & product devel	67,500
Job work of handi	29,820
Cost of lac for 1000 unit	850
Design & packaging cost	10,420
Logistic Exp	19,780
Travel cost	15,004
Monitoring & mentoring	79,460
TOTAL	2,22,834

Cotton Ball Picker	Amount Rs.
Material Cost	1,08,286
Manpower cost	1,32,433
Travelling	13,844
Misc.	5,768
TOTAL	2,60,331

Difusion of Low Cost Practices Technology	Amount Rs.
Content translation cost	2,552
Printing & layout cost	23,617
Logistics	20,651
Manpower	2,000
Monitoring & mentoring	5,230
TOTAL	54,050

Difusion of Veternity Medication to cure mastisis	Amount Rs.
Monitoring & mentoring	460
Travel & logistics cost	17,357
TOTAL	17,817

Modified Two Wheeler By Jignesh Shah	Amount Rs.
Manpower cost	79,460
Travelling Exp.	2,672
TOTAL	82,132

Field trial & Demo. Of manually operated Weeder	Amount Rs.
Manpower	50,000
Mentoring	29,460
Travelling	1,480
Courier Exp.	25
TOTAL	80,965



GUJARAT GRASSROOTS INNOVATIONS AUGMENTATION NETWORK (GIAN)

F.Y. 2017-18

Project Expenses...Cont....

Schedule 9

Efficient & Culturally Acceptable Cremetorium	Amount Rs.
Material Cost	2,88,832
Manpower cost	80,000
Travelling	29,950
Meeting Seminar Workshops	4,338
Misc.	18,098
Monitoring & mentoring	52,433
TOTAL	4,73,651

Mobile Groundnut Thresher by Nileshbhai	Amount Rs.
Material Cost	5,77,365
Labour Cost	3,260
Travelling Exp.	2,610
Manpower Cost	1,85,406
TOTAL	7,68,641


Cotton Wick Making Machine by Jayant Shah	Amount Rs.
Material Cost	40,335
Travelling Exp.	8,952
TOTAL	49,287

Solar Dryer for drying Cow Dung Logs	Amount Rs.
Material Cost	60
Travelling Exp.	49,412
TOTAL	49,472

Grassroot Innovation for inclusive growth children	Amount Rs.
Salary	1,05,940
Stationery	3,156
Telephoner	2,596
Travel	8,277
TOTAL	1,19,969

NIF - Windmill 2013-14	Amount Rs.
Travel	2,436
TOTAL	2,436

Total Project Exp.	21,81,585
---------------------------	------------------



GUJARAT GRASSROOTS INNOVATION AUGMENTATION NETWORK (GIAN)

SCHEDULE - A

DISCLOSURE OF ACCOUNTING POLICIES AND NOTES TO ACCOUNTS FOR THE
YEAR ENDING 31-03-2018
INDIAN ACCOUNT

A SIGNIFICANT ACCOUNTING POLICIES


- a) The accounts are prepared on historical cost basis as going concern. Accounting principal not referred to otherwise are consistent with generally accepted accounting principal in India.
- b) Expenditure incurred by the trust is generally accounted for on accrual basis.
- c) Project grant receivable towards the expenditure incurred for the project is recognized in the accounts for the period in which the grant is actually received. Excess of grant actually received, if any, is carried forward in Project Fund A/c.
- d) Interest on FDR with Bank is generally accounted for in the years of receipt. However, TDS deducted in respect of interest accrued but not paid is accounted in the year for which the same is deducted.

- e) During the year, the trust has utilised the following AXIS Bank FDs for incurring operating expenses.

	Rs.
FD No. - 032010400492713	861564
FD No. - 913040044861350	858973
FD No. - 914040041404636	744524
	<hr/>
	2465061

The above stated Fixed Deposit was invested out of the Capital Grant received from Government of Gujarat. The trust has reclassified UBI Fixed Deposit No.160684 of Rs. Rs. 24,65,061 /-to Fixed Deposit investment for CapEx to replenish the Capital Grant investment balance.

- f) Indirect overhead expenses have been allocated to different projects as per information and explanations provided to us by the management with regards to weightage of each such expense for the projects.
- g) Donation received with specific direction that it shall form part of the corpus of the trust have been taken to trust Fund / Corpus.
- h) Fixed Assets are accounted for at historical cost less depreciation.
- i) Depreciation on Fixed Assets is provided on W. D. V. basis as per the rates prescribed under Income Tax Rules, 1962.



- j) Consumables in the nature of peripherals, Stationary and equipments are charged to income & Expenditure Account in the year in which the expenditure is incurred. However, an inventory is taken on the Balance Sheet date and if the value is found to material, the same is accounted for as on Balance Sheet date.
- k) Expenditure in respect of Project advance is accounted in the year in which the Utilisation certificate thereof is received.
- l) In case of expenditures where in-house resources of the Trust like Human Resources, Buildings, Vehicles and other Infrastructure facilities are used, the same have been charged to the Project as per the rates approved by the Funding Agency or as per the rates determined by GIAN from time to time.

B. NOTES ON ACCOUNTS

1 SPECIFIC GRANTS / DONATIONS :


- (a) The trust receives specific donations / grants from few Organization / trust. Such grants / donations are specific as well as conditional. Un-expended amount out of such grant / donations are liable to returned or redirected as per the direction of the donors. Accordingly, un-expended amounts, as at the Balance Sheet date, is shown as liability. Like wise excess amount spent on such specific project is shown as recoverable from the respective donor-Organizations. The Project Fund A/c appearing in the balance sheet shows a Net Balance. In case of Completed project the outstanding amount is shown as Liability / receivables as the case may be.
- (b) The trustee are of the opinion that the amounts shown to have been utilized / expended out of such grant / donations are correctly reflected. If the same is disputed, necessary adjustments will have to be made.
- 2 Expenditure and payments for which necessary evidence are not available have been certified by the trustee.
- 3 All Credit and Debit balances are subject to confirmation / reconciliation, if any.
- 4 Cash balance as on 31-03-2018 is certified by the Trustee.

Place : Ahmedabad
Date: 27.08.2018



Trustee

As per our report of even date
For S. J. PATHAK & CO.
Chartered Accountants
FRN 107790W


T. R. Dhami
Partner
(Memb. No. 146270)